

Rochdale MBC: CONSULTATION PAPER

Projected Pupil Numbers and the Demand for Primary School Reception Class Places to 2013-14.

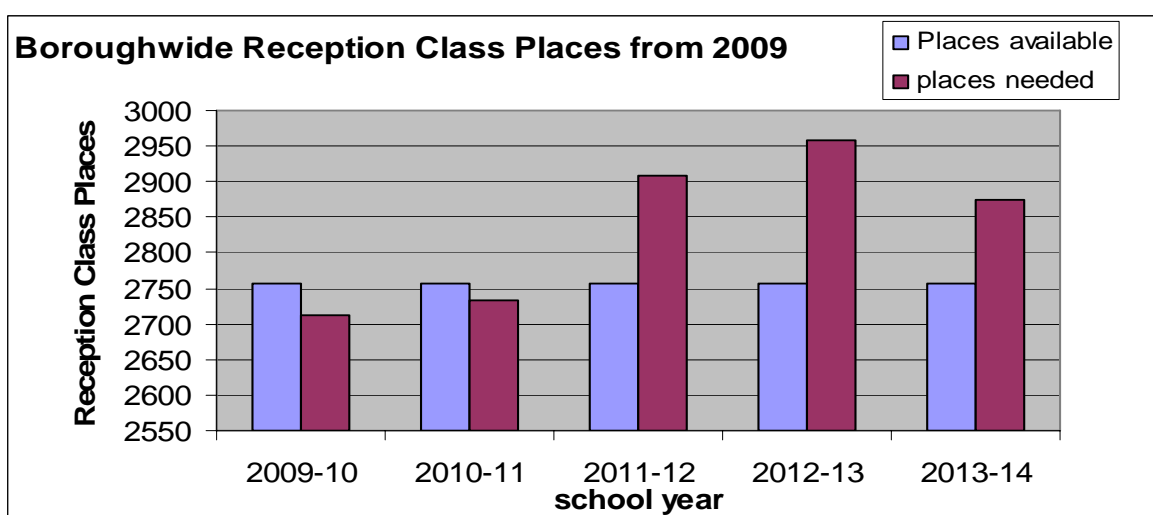


INTRODUCTION

In the school years 2006-7 and 2007-08 there was a sharp increase in the number of births across the Borough. These will be the children requiring Reception Class places in September 2011 and 2012. In view of the information available, it is clear that additional Reception Class places will be needed in some parts of the Borough. The purpose of this consultation is to invite the views of key stakeholders as to where within each township additional Reception Class places should be provided for September 2011, as well as the number of such additional places.

SUMMARY OF PROPOSALS FOR CONSULTATION

- On the basis of known births, the current number of Reception Class places, the proportion of children taking up Reception Class places, and expecting that ALL schools fill their Reception Classes the Authority expects extra places will be needed in all parts of the Borough. The expected number of extra places required, compared to now, is as follows:
 - September 2010 there are enough admission places overall, although additional places will be needed to meet local pressures in different parts of the borough;
 - September 2011 it is expected that at an extra 127 places will be needed, that is just over 4½ Forms of Entry;
 - in September 2012 it is expected that an extra 176 places will be needed, that is about 6 Forms of Entry (an additional 1½ FE over the 2011 level); and
 - in September 2013, it is expected that an extra 94 places will be needed, that is about 3 Forms of Entry (1½ FE less than 2011).
- It is recognised that the actual number of class groups required will be different from the minimum figures above to take account of pupil distribution, infant class size limits and local demand pressures. The chart and table below illustrates the expected demand for Reception Class places.



Reception Places Boroughwide					
Year	2009-10	2010-11	2011-12	2012-13	2013-14
Places available	2756	2756	2756	2756	2756
places needed	2712	2733	2908	2957	2875

3. The focus of this consultation paper is to look at the at the need for extra Primary School Reception Class places in September 2011, taking account of the extra places that will also be needed from 2012. The paper also raises the situation for admissions in September 2010, so that any necessary action can be taken in a timely manner. Information is given at Borough level, and on the way in which pupil number projections are made. Information is then given at Township level, together with proposals for consultation on meeting that increase in demand. The consultation is with Schools, governors, Diocesan authorities and Township Committees.
4. **Heywood Township:** On the basis of current information there should be enough Reception class places for September 2010, although the situation will need to be monitored throughout the admissions process. It is expected that in September 2011, 2 additional places will be needed, so a small increase in admission number at one school should provide enough places, and this will need to be monitored in the light of applications for places in the township. In September 2012, an extra 20 places will be needed, nearly 1 Form of Entry. In September 2013, 5 extra places will be needed, just exceeding current admission capacity.
5. **Middleton Township:** The position in Middleton is that 3 extra places will need to be provided in September 2010, that is, just over current admission capacity. In September 2011 52 extra places will be needed, that is just under 2 Forms of Entry. In September 2012 an extra 31 places will be needed, that is just over 1 Form of Entry. In September 2013, an extra 24 places will be needed, that is just under 1 Form of Entry.
6. **Rochdale Township:** On the basis of current information there should be enough Reception class places for September 2010, although the situation will need to be monitored throughout the admissions process. In September 2011 an extra 62 places will be needed, that is about 2 Forms of Entry. In September 2012 an extra 98 places will be needed, that is about 3½ Forms of Entry. In September 2013 an extra 54 places will be needed, that is just under 2 Forms of Entry.
7. **Pennine Township:** On the basis of current information there would be enough Reception class places for September 2010, although the situation will need to be monitored throughout the admissions process. In September 2011 it is expected that an extra 13 places will be needed, that is about ½ Form of Entry. In September 2012 an extra 24 places will be needed, that is about 1 Form of Entry. In September 2013 an extra 8 places will be needed, that is about ½ Form of Entry.
8. **Housing Developments:** The focus of this report and the consultation is on meeting the demand for Reception Class places in the next two years, whilst taking into consideration the pattern of admission pressures that can be expected up to 2013. It does not seek to assess the impact of any long term housing development, because that will be addressed as part of revising the School Organisation Plan during 2010. However, for admissions in September 2010 and 2011, account will be taken of local housing developments, so that sufficient admission places are provided.

The full consultation paper is available on the Rochdale MBC website from 27th October 2009:
http://www.rochdale.gov.uk/council_and_democracy/consultations/education_-_consultations.aspx

RESPONSES: The deadline for responses is FRIDAY 18th DECEMBER 2009, by post or e-mail to:

Chris Swift

School Re-Organisation Manager,

PO Box 70, Municipal Offices, Smith Street, ROCHDALE, OL16 1YD

Telephone: 01706 925016. e-mail: chris.swift@rochdale.gov.uk

Rochdale MBC: CONSULTATION PAPER

Projected Pupil Numbers and the Demand for Primary School Reception Class Places to 2013-14.



PART A - The Boroughwide position

Introduction

1. In order to create resilient schools that can thrive in the long term, the authority has to ensure a good match between the supply of school places and the demand for them. School place planning is an ongoing responsibility which has to take account of changing circumstances. There has been an increase in the number of children born in the Borough in recent years. The Council has to consider what this means for families and schools to make sure there are enough Reception Class places in the areas where they will be needed. This consultation paper sets out the factual information the Council has, and how it uses that to estimate the demand for Reception Class places.
2. The focus of this consultation paper is to look at the need for extra primary school admission places in September 2011, taking account of the extra places that will also be needed in 2012/13 and 2013/14 school years. The situation for admissions in September 2010 is also raised so that any necessary action can be taken in a timely manner.
3. The paper describes the overall position at Borough Level. There is a separate free-standing section for each township, which suggests where those places need to be provided. This information gives schools, governors, township committees and Diocesan Authorities a basis for considering the situation, and the opportunity to put their views forward.
4. The consultation will take place during November and up the end of the Autumn Term, and comments must be returned by **FRIDAY 18th DECEMBER 2009**. The Cabinet will consider responses received at its meeting to be held on 25th January. Cabinet will then consider any action needed for primary school admissions for September 2010 and consider recommendations on Planned Admission Numbers for September 2011.

How Pupil Number Projections are developed

5. **Birth Information and Pupil Numbers on Roll.** The Local Authority uses a standard pupil number projection methodology. It is based on two sets of information: the number of births, by postcode, provided by the Office for National Statistics (ONS); and the actual pupil numbers from the January School Census. Projections are produced globally for the Borough and on a smaller scale for each of the four township areas. Individual school projections are not produced.
6. **Housing Development.** The DCSF¹ "Pupil Projection Guide 2006" addresses the significance of housing developments in pupil number projections. It states "there is a risk of overestimating the impact of new housing on pupil rolls". The good practice guidance suggests that the following points should be considered: firstly that developments may not always attract new residents with school-age children; secondly that any inward migration

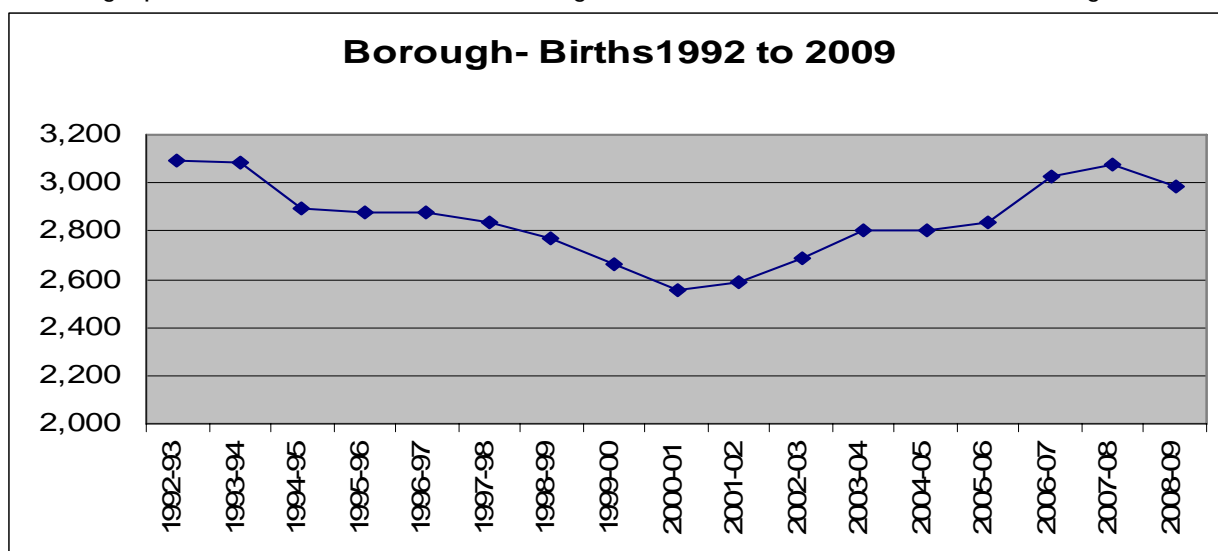
¹ DCSF= Department for Children Schools and Families

may already be reflected in the historical take-up of places which is already included in projections; and thirdly that developments may not actually increase the number of children attending schools in the Authority, but it may affect pupil rolls at particular schools. For these reasons the projection model does not include any separate section for extra children from new housing.

7. However, the development of Housing Market Renewal (HMR) projects in the Borough is potentially a significant factor in changing the pupil population, and so the Borough level projections include an allowance for HMR development. At a local level the effect of additional planned new housing can be taken into account when developing proposals for additional school places. In future this will include seeking developer contributions to meeting the cost of new school places.
8. For this consultation the October 2009 School Census will be used to provisionally update the pupil projection model. Unless stated otherwise dates refer to school years.

The Number of Children Born in the Borough

9. Births in the Borough reflect the national picture, and the trend has been a fall in births from about 3100 in 1992/3 to about 2500 in 2000/1. The number of children born has increased since then, seeming to level out in 2003/4 and 2004/5 for admission to school in 2008/9 and 2009/10. However in 2006/7 (after the second stage of the Primary Review) births increased significantly and peaked in 2007-08. Births in 2008-09 show a reduction on the two previous years.
10. Maps are attached for each township to show the distribution of births. These maps are produced for each of the last 3 years for which we have post-code data. They show at a locality level² how many children were born there. The maps for each of the three years can be compared to give an indication of which localities have the greatest number of children, and can help indicate where the greatest need for places might be in a township.
11. The graph and table below show the long term trend of births across the Borough.



Births 1992-2009- Borough Level																	
Year	1992-93	1993-94	1994-95	1995-96	1996-97	1997-98	1998-99	1999-00	2000-01	2001-02	2002-03	2003-04	2004-05	2005-06	2006-07	2007-08	2008-09
Births	3,093	3,088	2,890	2,876	2,879	2,839	2,773	2,665	2,554	2,591	2,683	2,799	2,803	2,840	3,023	3,074	2,988

² Lower Level Super Output Area

Proportion of children born who take up Reception places

12. An important part of projecting pupil numbers for reception intakes is to look at the proportion of children born in the Borough who actually take up Reception Class places. This is known as the “**Progression Ratio**”. Consistently over the past 12 years the Progression Ratio from birth to Reception across the Borough as a whole has been about 95%. Based on the October Census, 95.36% of children born have progressed to reception class, the third year the figure has risen. For the purpose of this paper the progression ratios for the last three years have been used, weighted in favour of the most recent year’s figures (3:1:1), to project the intake demand for future years.

Parental Preference

13. In considering the need for additional places, account needs to be taken of the past pattern of first preferences. The Authority is aware of recruitment patterns at popular schools and several primary schools in the borough are heavily oversubscribed. The Authority recognises the need to give parents greater scope to access places at the schools they want, and that this may have a knock-on effect to other schools. Information is given at township level of the pattern of first preferences as published each year in the schools admission booklet.

Surplus Places

14. In 2002 the Local Authority undertook a Review of Primary School Places to address the very high level of surplus capacity in primary schools at the time. That Review removed a significant number of surplus places and reduced the number of schools with more than 25% surplus places. The Review enabled the Authority to secure capital resources to build 5 brand new schools and remodel others. It also recognised that surplus places were often not where there was demand. Through the Primary Review the Authority acted to reduce capacity in schools where, at the time, there was little prospect of that capacity being used directly as class bases by schools. This resulted in space being available in schools to support “extended” use by young children, their families and the community.
15. Excessive surplus places have been addressed in recent years as part of the Review. However, this summer there were still 1,544 empty primary school desks across the Borough, meaning there were just over 10% surplus places. This is an improvement over 2008 when there were 2,107 empty primary school desks, 13.8% surplus.
16. This paper is concerned with Reception Place capacity for 2011. In terms of Planned Admission Number (PAN) for September 2008 admissions, there were only 93 spare places (3%), about 3 FE, which leaves a limited degree of flexibility across the admissions system as a whole, demonstrating the effect of increases in the number of children born. There are currently **four** primary schools with more than 25% surplus places against net capacity. There are a further **nine** schools with more than 15% surplus. In all, 52 schools have some degree of overall surplus capacity. With the increase in births, it is expected that the number of schools with surplus places will decline considerably by 2012.
17. The number of places a school should have is measured by the “Net Capacity” calculation. This is a measurement of each room or space in the school, and a national formula is applied to assign the number of workspaces available. If a school has more places than children on roll, it has surplus places. If there are more children than spaces then the school is “overcapacity”.

Overcapacity

18. It is important that schools are not overcapacity in relation to the space available to them- that is having more children than the net capacity would indicate. At Borough level sixteen schools had more children than their net capacity, a total of 150 children, an average of 4% in those schools. Overall overcapacity in Primary schools does not, therefore, appear to be a significant issue- with only one school having more than 10% more children than the net capacity.
19. Schools admitting over their PAN: Fourteen schools exceeded their Planned Admission Number in 2008-09 by a total of 41 places. The 4 schools with the highest number of excess admissions were St.Mary's RC Langley (8), Alice Ingham RC (5), St.John's RC Rochdale (6) and St.Patrick's RC (6).

New Housing Developments

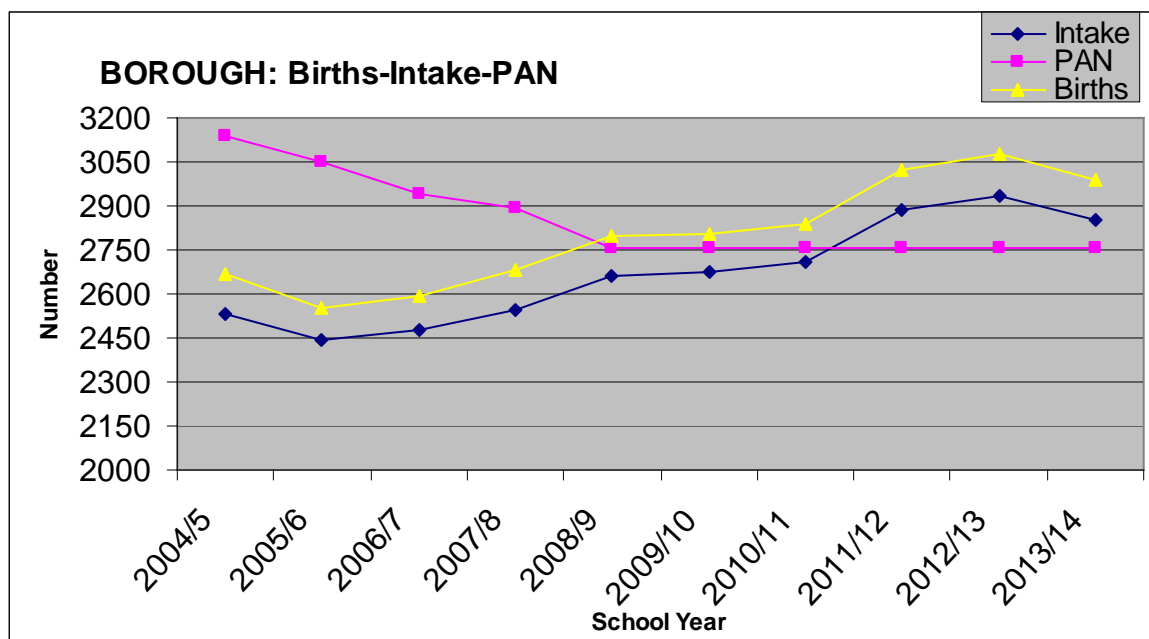
20. Across the borough in 2008-09, 500 new properties were completed, and 118 were demolished, which gives a net growth in the number of houses of 382. Any children of school age in those houses will be included in the pupil number projections. The draft Strategic Housing Land Availability Assessment for 2009 examines need for new homes in the Borough and where they can be located. The report concludes that in the period 2010-2026 an extra 8,946 homes will be needed. The distribution of these homes will need to be considered in future school place planning.

Projected Primary Pupil Numbers- Borough level

21. The current total Reception Class capacity across the Borough is 2,756 places³. On the basis of the methodology described above, in September 2010 we expect 2,709 children to want Reception Class places, so there are just enough overall. In September 2011 the number of children wanting places is expected to rise to 2,883 and in September 2012 it will peak at 2,932, and in September 2013 it will fall to 2,850 children. This means that compared to now, extra Reception Places will be needed in each of the years from September 2011.
22. Another way of looking at this is to relate those children to Forms of Entry⁴, as follows:
 - a. September 2011 an extra 127 places, at least 4½ Forms of Entry Boroughwide
 - b. September 2012 an extra 176 places, nearly 6 Forms of Entry compared to now (i.e. 1½ FE more than 2011)
 - c. September 2013 an extra 94 places, just over 3 Forms of Entry compared to now (i.e. 1½ FE less than 2011)
23. The table and graph below show the historic PAN, births and actual Reception numbers up to 2009/10, and the projected Reception intakes from 2010/11.

³ Primary School Admissions Booklet 2009-10 school year- total of the PAN for each primary school.

⁴ 1 Form of Entry represents 30 children (1FE). It is a helpful way to describe the additional places needed because it relates to the way in which schools are organised. It is also a reminder of the need to comply with Infant Class Size limits.



Borough – Birth-PAN-Intake										
Year	2004/5	2005/6	2006/7	2007/8	2008/9	2009/10	2010/11	2011/12	2012/13	2013/14
Intake	2529	2445	2476	2548	2658	2673	2709	2883	2932	2850
PAN	3139	3051	2944	2891	2760	2756	2756	2756	2756	2756
Births	2665	2554	2591	2683	2799	2803	2840	3023	3074	2988

Changes to pupil numbers in-year 2008-09

24. The summary table below shows the net effect of pupil movement in and out of schools last school year (2008-09). The October and May School Census shows that there were 16 fewer children in Rochdale Borough primary schools at the end of the year than started in September (Reception-Year6). The detailed position is set out at Township level.

Primary School Total Number on Roll 2008-09		
AREA	October Census	May Census
Heywood	2,478	2,474
Middleton	3,507	3,518
Rochdale	9,297	9,295
Pennine	2,585	2,564
BOROUGH	17,867	17,851

The position for September 2010 Admissions

25. At Borough level, *for admission in September 2009*, there are a total of 2,756 Reception Class places. Based on past patterns of admission and preference, in 2008 the projected Reception cohort for September 2009 was 2,666 pupils, leaving 90 Reception Class places spare. The October Census shows 2,673 children have taken up Reception Class places, leaving 83 spare places. At Township level this means that availability of places is very tight in both Rochdale and Heywood townships, although there is limited flexibility in Middleton and Pennine Townships. This represents an increase in the percentage of pupils from the available cohort being admitted to Reception Classes in the borough, and the projections for September 2010 have been revised to reflect this change in past trends.

26. The experience of this year's admission round has shown the importance of parents submitting applications on time if they are to have the best opportunity of securing the school place of choice. For admission to Reception Class this September, applications were received on time for just over 2,200 children, and there were also about 600 late applications. With this in mind actions are in place to try to improve the response rate for applications being submitted on time.
27. The closing date for applications for Reception places is 23rd October 2009. After this date the Authority will look closely at the number of applications and the demand for places at Township and school level. The Authority will look at this new information together with projected numbers. It will then consider whether any additional Reception Class places might be needed before offers of places are made in March 2010 for September 2010. Where it is proposed that a Planned Admission Number should be increased an application would be made to the Schools Adjudicator for an in-year variation, and steps taken to ensure accommodation is in place.

Personnel Implications

28. In considering any proposals to increase admission numbers at schools, it is important that the personnel and financial implications are taken into account in ensuring that the school can be staffed and organised to meet the increased need. Where a school needs to appoint an additional teacher to comply with class size limits or to establish an additional teaching group, it is the responsibility of the school to select and appoint such staff from within the school's budget.

Financial Implications

29. At any school where an increase in admission number is proposed and agreed, for either September 2010 or September 2011 onwards, there are likely to be capital costs associated with bringing space into use for class teaching purposes, or for the provision of temporary accommodation. These costs will need to be met from the overall primary schools capital programme. The PCP Steering Group will be consulted on this as part of the overall consultation with schools.
30. Through their revenue budgets, schools receive funding which enables them to comply with Infant Class Size Regulations. School budgets are for financial years based on pupil numbers as per the January census data. For September 2010, if additional places become planned for any school, under Regulations the Local Authority is able to fund the estimated increase in places if this is significant, so the school will receive extra funding for the planned places. For September 2011 any planned increase in numbers will allow schools to budget for additional staff. However, if fewer children than expected are actually on roll, then this may adversely affect the school when budget adjustments are made. For this reason it is important that consultees are clear about the effect on school budgets of any proposals on admission numbers.

Need for Statutory Proposals

31. Statutory proposals are no longer be required for an increase in the admission number of a school by 27 or more, any increases in admission numbers falling under the new School Admissions Code⁵. However, statutory proposals will still be required where an enlargement of the premises would increase the physical capacity of the school by more than 30 pupils (and by either 25% or 200 pupils whichever is the lesser). Increases in a

⁵ *School Admissions Code paragraphs 1.16 to 1.22*

Published Admission Number could be proposed during the consultation on admission arrangements

32. Statutory proposals are not required for a reduction in an Admission Number. However, if there is a proposal to publish an admission number lower than the indicated admission number, then a Notice would be required under the Admissions Regulations.

Implementation of proposals

33. Where changes to admission numbers are needed for September 2010, the effect of that decision on later year's admissions will also be taken into account, and an application will be made to the Schools Adjudicator for an in-year variation. Proposals for Planned Admission Numbers for September 2011 need to be agreed in spring 2010. The timescale for the proposed consultation will enable that deadline to be met. Where internal modifications or additional space are required, to provide additional Reception Class places, this gives enough lead-in time to plan for that with the schools involved. Due account will be taken of expected demand for Reception Class places for September 2012, and the impact that has both on space requirements at schools affected and any requirement for the publication of statutory proposals.

Proposals for increasing Planned Admission Numbers

34. On the basis of known births, the current number of Reception Class places, the proportion of children taking up Reception Class places, and expecting that ALL schools fill their Reception Classes the Authority expects extra places will be needed in all parts of the Borough. The expected number of extra places required, compared to now, is as follows:
 - a. September 2010 there are enough admission places overall, although additional places will be needed to meet local pressures in different parts of the borough;
 - b. September 2011 it is expected that an extra 127 places will be needed, that is just over 4½ Forms of Entry;
 - c. in September 2012 it is expected that an extra 176 places will be needed, that is about 6 Forms of Entry (an additional 1½ FE over the 2011 level); and
 - d. in September 2013, it is expected that an extra 94 places will be needed, that is about 3 Forms of Entry (1½ FE less than 2011).
35. It is recognised that the actual number of class groups required will be different from the minimum figures above to take account of pupil distribution, infant class size limits and local demand pressures.
36. At Township level this means that the Local Authority together with other admission authorities (Voluntary Aided and Foundation schools) will need to consider where the additional places will be provided.
37. All Consultees should take into account the following factors (not in order):
 - number and distribution of births (maps provided by township)
 - popularity of schools (tables provided for past first preferences)
 - infant class size limits
 - current physical capacity, site constraints and number on roll
 - cost-effectiveness of potential changes to premises
 - re-distribution of population.

CHS Nov 2009

THIS PAGE IS INTENTIONALLY BLANK

Rochdale MBC: HEYWOOD TOWNSHIP
Projected Pupil Numbers and the Demand for Primary
School Reception Class Places to 2013-14.



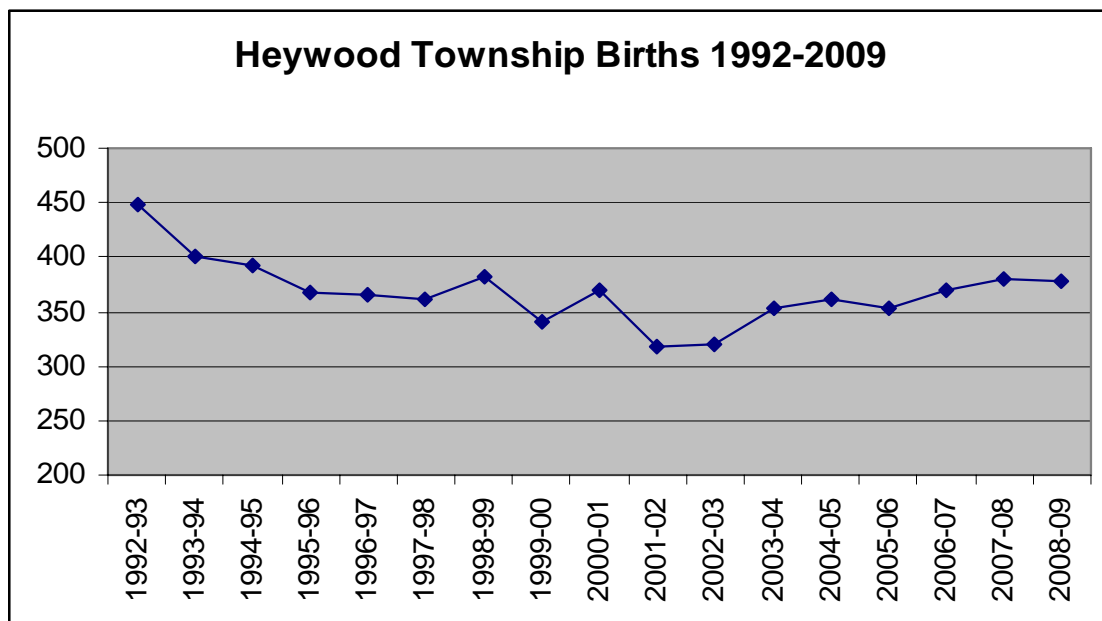
PART B - HEYWOOD TOWNSHIP

Summary of Proposals

1. *Heywood Township*: On the basis of current information there should be enough Reception class places for September 2010, although the situation will need to be monitored throughout the admissions process. It is expected that in September 2011, 2 additional places will be needed, so a small increase in admission number at one school should provide enough places, and this will need to be monitored in the light of applications for places in the township. In September 2012, an extra 20 places will be needed, nearly 1 Form of Entry. In September 2013, 5 extra places will be needed, just exceeding current admission capacity.

Birth Trends in the Township

2. Births in Heywood Township fell from 450 in 1992/3 to about 320 in 2001/2 and 2002/3. The recent increases match the Borough trend, although births for 2007/08 of 379 are well below the 1992/3 level of 450. Births in 2008-09 showed a slight fall to 377. In the past admissions have exceeded births, with the exception of last year. There are 9 vacant Reception class places in the Township this October.
3. The birth trend in Heywood is shown below in the following graph and table.

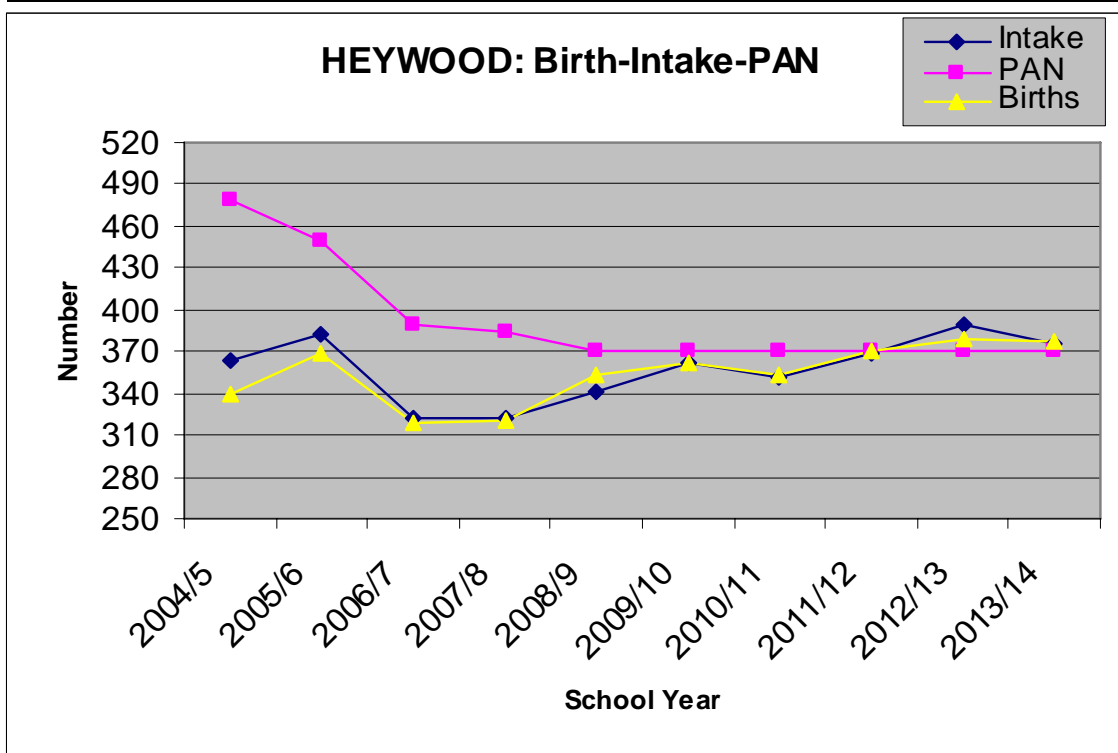


Year	1992-93	1993-94	1994-95	1995-96	1996-97	1997-98	1998-99	1999-00	2000-01	2001-02	2002-03	2003-04	2004-05	2005-06	2006-07	2007-08	2008-09
Births	448	401	393	367	365	362	383	340	369	318	321	353	362	354	370	379	377

Projected Pupil Numbers

4. On the basis of current information there should be enough Reception class places for September 2010, although the situation will need to be monitored throughout the admissions process. It is expected that in September 2011, 2 additional places will be needed, so a small increase in admission number at one school should provide enough places, and this will need to be monitored in the light of applications for places in the township. In September 2012, an extra 20 places will be needed, nearly 1 Form of Entry. In September 2013, 5 extra places will be needed, just exceeding current admission capacity.
5. The graph and table below show the historic PAN, births and actual Reception numbers up to 2009/10, and the projected Reception intakes from 2010/11.

Heywood Township-- Birth-PAN-Intake										
Year	2004/5	2005/6	2006/7	2007/8	2008/9	2009/10	2010/11	2011/12	2012/13	2013/14
Intake	364	382	323	323	342	361	352	368	390	375
PAN	479	450	390	385	370	370	370	370	370	370
Births	340	369	318	321	353	362	354	370	379	377



Surplus places in the Township

6. In 2008-09 there were 12.4% surplus places in the Township in relation to the total capacity in the schools. Two schools have significant surplus places- Harwood Park with 35% surplus places, and Heap Bridge with 16%. At the same time there are schools which have more children than places. In total there were 229 "empty desks" across all primary age groups. There were a total of 27 available Reception class places.
7. The table below sets out the information given in the annual Surplus Place Return to the DCSF in August 2009. The number on roll is taken from the January 2009 school census. Reception intake is taken from the January 2009 school census.

DCSF No.	HEYWOOD TOWNSHIP	Net Cap.	NOR	no. of surplus	% Diff surplus	PAN	Rec. intake	No. of surplus
2061	Harwood Park	412	266	146	35.4	45	35	10
2062	Heap Bridge	170	142	28	16.5	25	18	7
2063	Hopwood	315	311	4	1.3	45	45	0
3512	Woodland	420	387	33	7.9	60	59	1
3014	All Souls CE VC	204	208	0	-2.0	30	30	0
3006	St Luke's CE VC	210	212	0	-1.0	30	30	0
3307	St Margaret's CE VA	210	209	1	0.5	30	24	6
3305	St Michael's CE VA, B'ford	210	218	0	-3.8	30	30	0
3314	Our Lady & St Paul's RCVA	210	224	0	-6.7	30	28	2
3510	St Joseph's RC VA	315	298	17	5.4	45	44	1
SPR measure total		1842	1613	229	12.4	370	343	27

Source: Surplus Place Return August 2009

Changes to pupil numbers in-year

8. In Heywood Township there were 4 fewer children at the end of last school year than started in September 2008, as shown in the following table:

DCSF No	Heywood Township	PAN	Date	R	Y1	Y2	Y3	Y4	Y5	Y6	Total
2061	Harwood Park	45	Oct-08	34	30	27	48	44	43	48	274
			May-09	36	26	24	48	44	39	48	265
			diff	2	-4	-3	0	0	-4	0	-9
2062	Heap Bridge	25	Oct-08	18	23	12	22	26	20	20	141
			May-09	19	22	12	23	25	22	20	143
			diff	1	-1	0	1	-1	2	0	2
2063	Hopwood	45	Oct-08	45	42	45	46	44	43	43	308
			May-09	44	43	46	46	44	46	44	313
			diff	-1	1	1	0	0	3	1	5
3512	Woodland	60	Oct-08	60	39	55	58	56	59	55	382
			May-09	59	42	58	56	54	57	54	380
			diff	-1	3	3	-2	-2	-2	-1	-2
3014	All Souls CE	30	Oct-08	30	29	29	31	30	30	30	209
			May-09	30	28	30	31	31	30	30	210
			diff	0	-1	1	0	1	0	0	1
3006	St Luke's CE	30	Oct-08	30	30	29	30	32	33	28	212
			May-09	30	30	30	31	31	33	29	214
			diff	0	0	1	1	-1	0	1	2
3307	St Margaret's CE	30	Oct-08	24	27	28	35	32	32	32	210
			May-09	26	28	31	34	31	30	31	211
			diff	2	1	3	-1	-1	-2	-1	1
3305	St.Michael's CE Bamford	30	Oct-08	30	30	30	30	34	33	34	221
			May-09	30	29	30	30	34	31	34	218
			diff	0	-1	0	0	0	-2	0	-3
3314	Our Lady&St Paul RC	30	Oct-08	28	30	26	30	27	39	45	225
			May-09	28	29	25	30	29	39	45	225
			diff	0	-1	-1	0	2	0	0	0
3510	St.Joseph RC	45	Oct-08	43	36	37	48	43	44	45	296
			May-09	43	34	38	47	43	46	44	295
			diff	0	-2	1	-1	0	2	-1	-1
Heywood Township		370	Oct-08	342	316	318	378	368	376	380	2,478
			May-09	345	311	324	376	366	373	379	2474
			diff	3	-5	6	-2	-2	-3	-1	-4

Source: School Census October 2008 and School Census May 2009

Distribution of Births in the Township

9. Births for each of 2007-08, 2006/7 and 2005/6 have been plotted by LSOA (Lower-Level Super Output Areas). This suggests that the highest incidence of births may be seen to the west of the town centre. The maps are attached to this section.

Parental Preference

10. The table below indicates the number of first preferences received for each school in the township in the last four years.

Heywood Township Number of First Preferences	DCSF No.	PAN Sept 2009		First Prefs for 06	First Prefs for 07	First Prefs for 08	First Prefs for 09
Harwood Park	2061	45		22	17	15	13
Heap Bridge	2062	25		7	7	14	15
Hopwood	2063	45		57	46	55	53
Woodland	3512	60		51	38	39	41
All Souls CE VC	3014	30		36	30	33	35
St Luke's CE VC	3006	30		31	31	32	28
St Margaret's CE VA	3307	30		29	29	15	24
St Michael's CE VA, Bamford	3305	30		28	33	38	37
Our Lady and St Paul's RC VA	3314	30		23	34	30	24
St Joseph's RC VA	3510	45		27	23	31	32
Heywood Township Total		370		311	288	302	302

Source: Rochdale MBC Primary Schools Admission Booklets 2006- 2009

October 2009 School Census

11. The table below sets out the number on roll by year group, together with the PAN applicable to that year group:

Heywood Township	DCSF No.	PAN 2009	NOR R	PAN	NOR Y1	PAN	NOR Y2	PAN	NOR Y3	PAN	NOR Y4	PAN	NOR Y5	PAN	NOR Y6	NOR TOTAL
Harwood Park	2061	45	40	45	37	60	25	60	26	60	50	60	41	60	41	260
Heap Bridge	2062	25	24	25	19	25	23	25	13	25	22	25	25	25	22	148
Hopwood	2063	45	45	45	45	45	44	45	46	45	48	45	45	45	46	319
Woodland	3512	60	59	60	60	60	47	60	59	0	58	0	53	0	59	395
All Souls CE	3014	30	30	30	29	30	27	30	30	30	31	30	31	30	30	208
St Luke's CE	3006	30	30	30	30	30	27	30	30	30	30	30	30	30	33	210
St Margaret's CE	3307	30	30	30	24	30	29	30	30	30	33	30	31	30	31	208
St Michael's CE B'ford	3305	30	30	30	30	30	30	35	30	35	30	35	35	35	31	216
Our Lady & St Paul's RC	3314	30	27	30	29	30	30	30	25	30	29	45	28	45	39	207
St Joseph's RC VA	3510	45	46	45	45	45	31	45	39	45	47	59	44	59	47	299
Total		370	361	370	348	385	313	390	328	330	378	359	363	359	379	2470

Source: Rochdale MBC admission Booklets 2003-2009, October Schools Census

Need For Additional Places

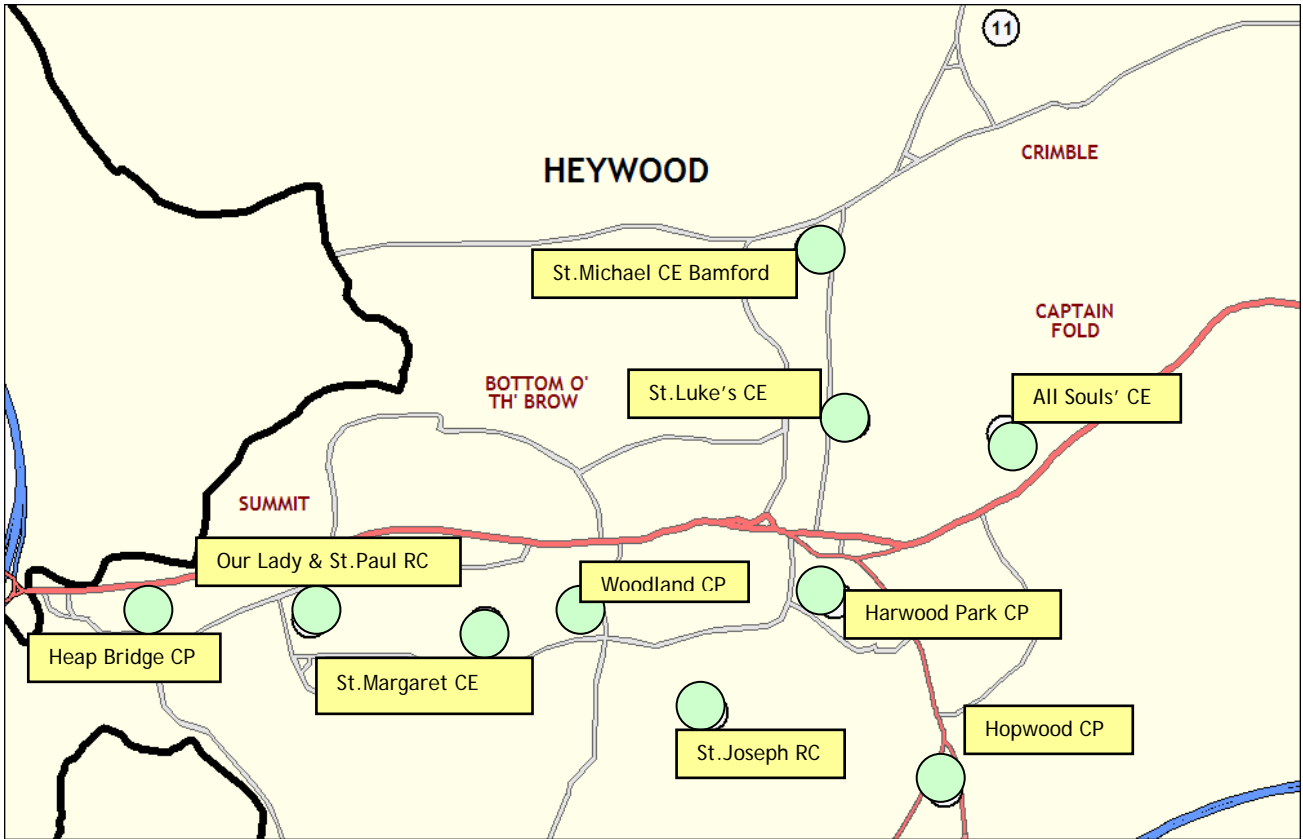
12. In view of birth trends it is unlikely that there will need to be any permanent increase in capacity within Heywood Township. The expected additional Reception children can be accommodated on the basis of temporary increases in capacity over the next few years.
13. On the basis of current information there should be enough Reception class places for September 2010, although the situation will need to be monitored throughout the admissions process. It is expected that in September 2011, 2 additional places will be needed, so a small increase in admission number at one school should provide enough places, and this will need to be monitored in the light of applications for places in the township. In September 2012, an extra 20 places will be needed, nearly 1 Form of Entry. In September 2013, 5 extra places will be needed, just exceeding current admission capacity.

Developing proposals for Heywood Township

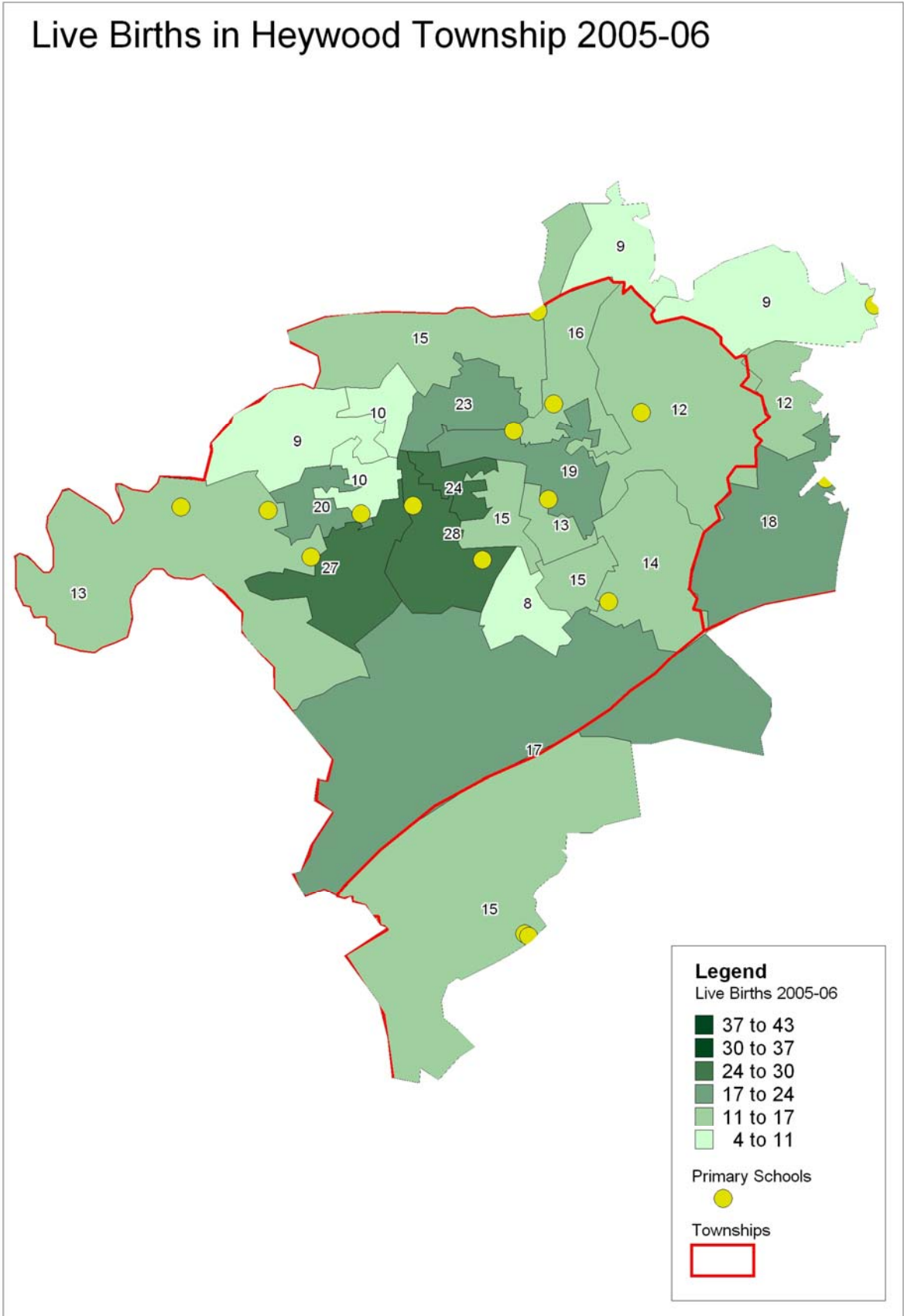
14. In putting forward views on where within the Township additional Reception Class places should be provided, Consultees should take into account the following factors (not in order):
 - number and distribution of births (maps provided by township)
 - popularity of schools (tables provided for past first preferences)
 - infant class size limits
 - current physical capacity, site constraints and number on roll
 - cost-effectiveness of potential changes to premises
 - redistribution of population.

If you have any queries, please contact
Chris Swift, School Re-Organisation Manager
Schools Service, PO Box 70, Municipal Offices, Smith Street, ROCHDALE, OL16 1YD
01706 925016
chris.swift@rochdale.gov.uk

1. HEYWOOD TOWNSHIP- SCHOOL LOCATIONS

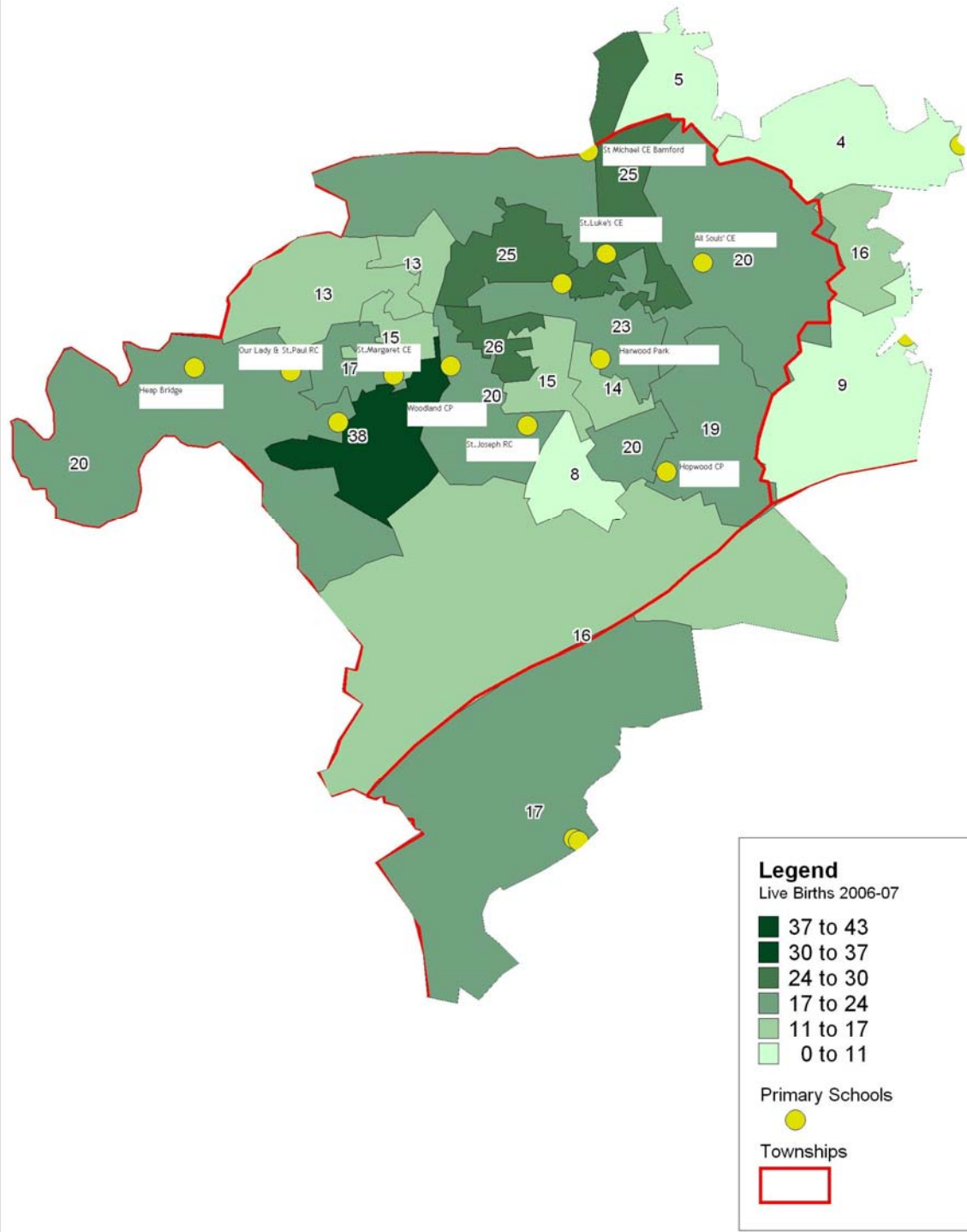


2. HEYWOOD TOWNSHIP BIRTHS



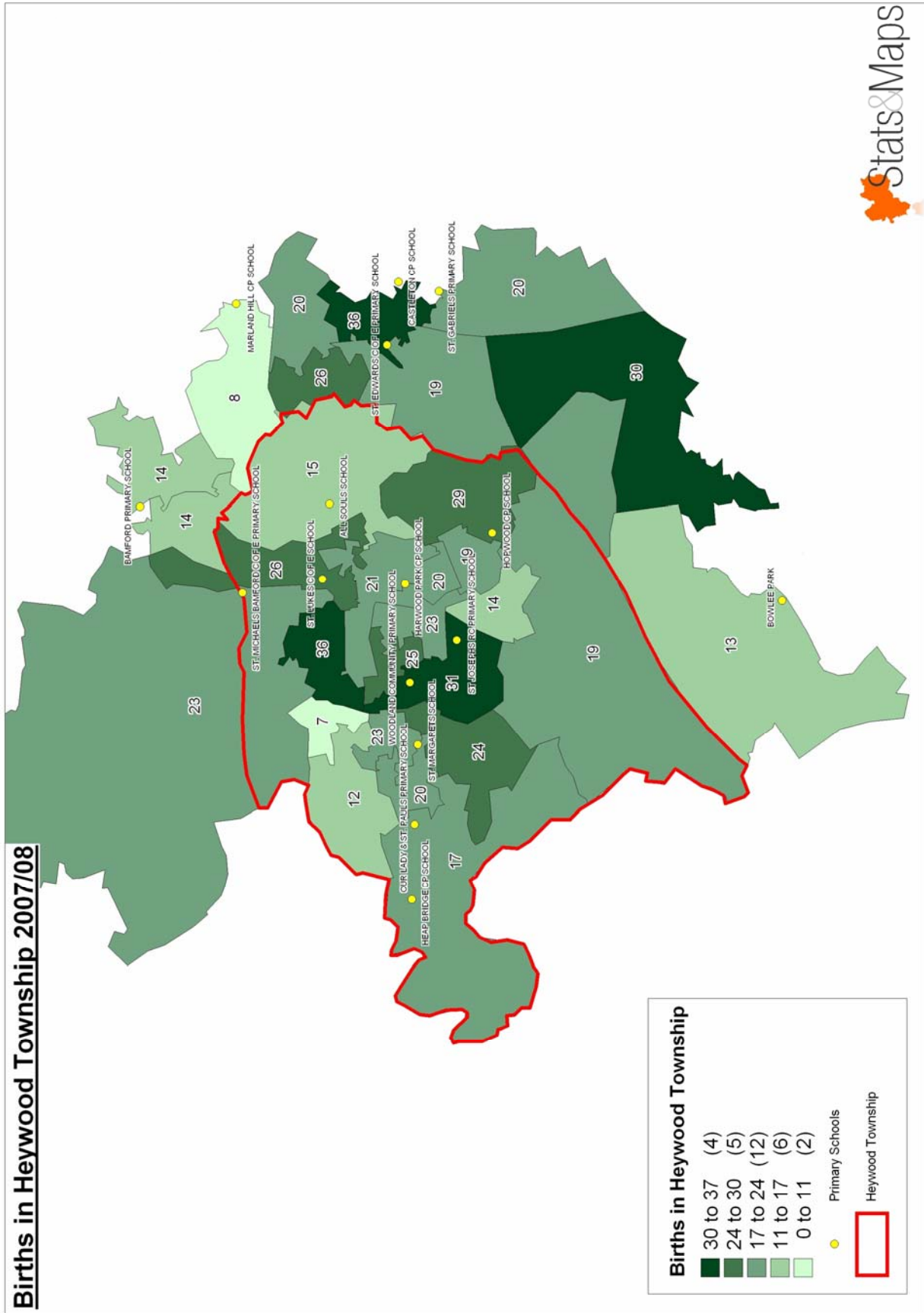
Note: children Born in 2005-06 will seek reception places in September 2010

Live Births in Heywood Township 2006-07



Note: children born in 2006-07 will seek Reception Class places in September 2011.

Births in Heywood Township 2007-8



Note: children born in 2007-08 will seek Reception Class places in September 2012.

THIS PAGE IS INTENTIONALLY BLANK